

Scaled data based on original data using  
LM-79-08 Approved Method: Electrical and Photometric Measurements of Solid-  
State Lighting Products

Test Report Prepared for  
Cooper Lighting Solutions  
(formerly Eaton)

Brand: INVUE

Report Number: P140961

Luminaire Tested: **EMM-E03-LED-E1-SL2-7050**

Issue Date: 03/03/2020

**Test Information**

Test Method: LM-79-08  
Report Number: P140961  
REPORT IS SCALED FROM IESNA LM-79-08 TEST DATA (P33690)  
Test Lab: INNOVATION CENTER-P3  
Issue Date: 03/03/2020  
Manufacturer: COOPER LIGHTING SOLUTIONS (FORMERLY EATON)  
Product Line: INVUE  
Catalog Number: EMM-E03-LED-E1-SL2-7050  
Description: EPIC MODERN MEDIUM DECORATIVE LED LUMINAIRE  
(3) LIGHTBARS WITH AccuLED OPTICS - TYPE 2 W/ SPILL LIGHT CONTROL  
Light Source: (63) 5000K CCT, 70 CRI LEDs  
Ballast/Driver: -

**Summary**

Lumens per Lamp: N/A  
Luminaire Lumens: 8859.1 lumens  
Efficiency: N/A  
Efficacy: 117.8 lumens/watt  
Luminous Opening: Rectangular (W 0.5' x L: 1' x H: 0')  
IES Classification: Type II - Short - Non-Cutoff  
BUG Rating: B2 - U0 - G2

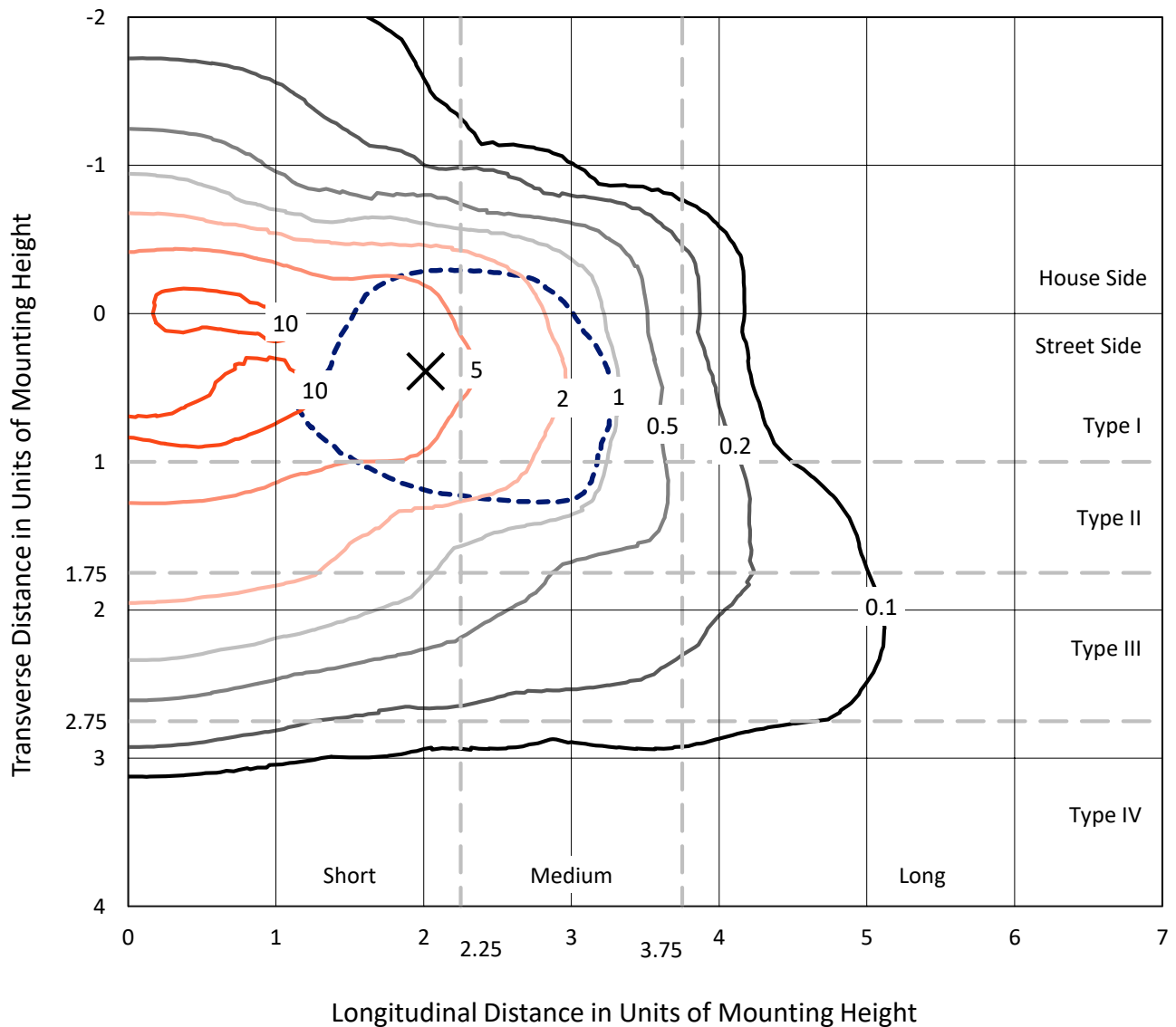
Input Watts (W): 75.2  
Input Voltage (V): NR  
Input Current (Ain): NR  
Voltage Rise (V): NR  
Power Factor: NR  
Total Harmonic Distortion (THDi): NR  
Frequency (hertz): 60  
Stabilization Time: NR  
Operation Time: NR  
Ambient Temperature (°C): NR  
Test Distance: 25 FT



REPORT NUMBER: P140961  
 CATALOG NUMBER: EMM-E03-LED-E1-SL2-7050

### Iso-Footcandle Lines of Horizontal Illumination

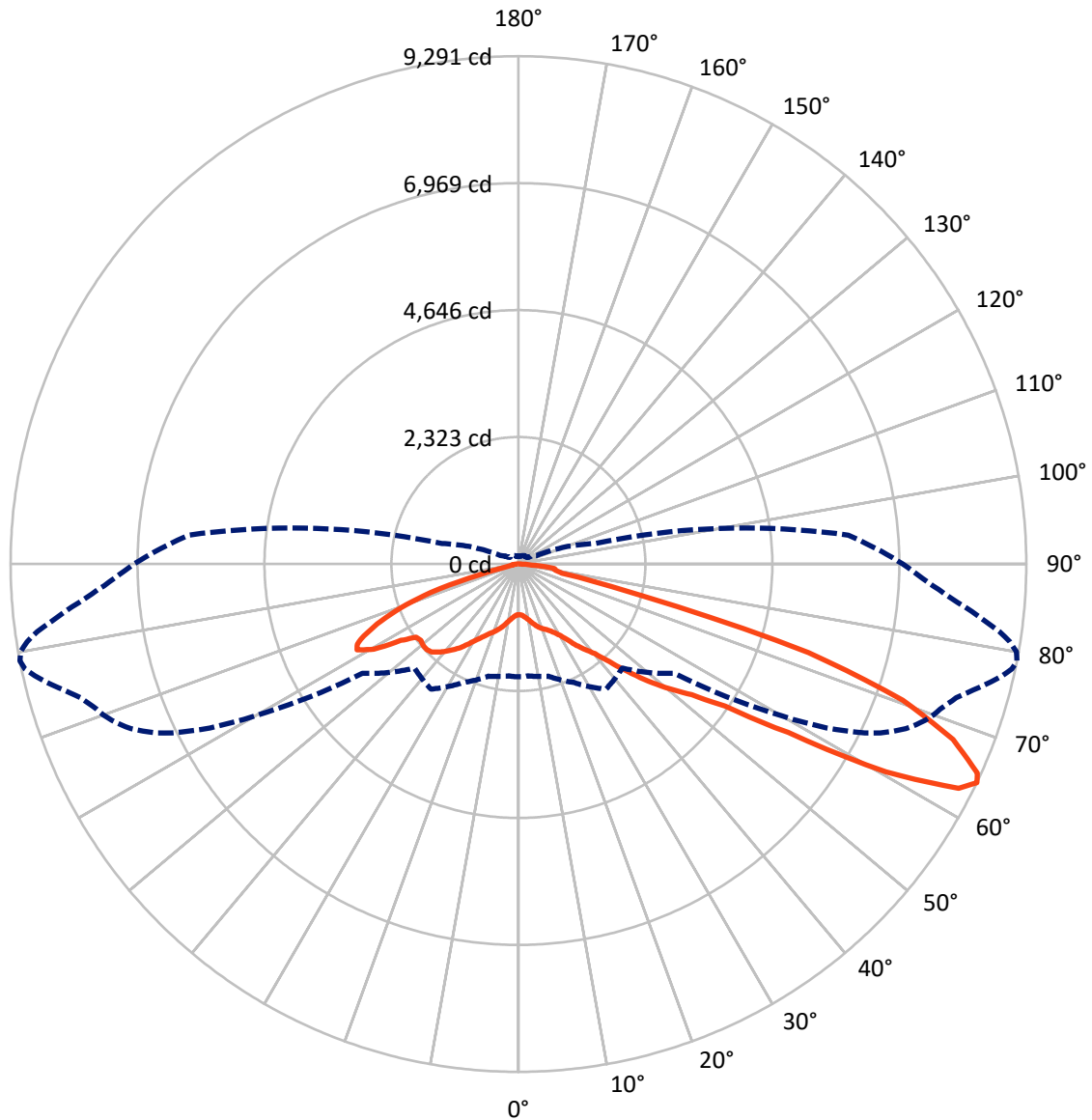
× Max cd  
 - - - 1/2 Max cd



Based on 10 foot mounting height. Maximum calculated value = 12.4 fc  
 Type II - Short - Non-Cutoff

REPORT NUMBER: P140961  
CATALOG NUMBER: EMM-E03-LED-E1-SL2-7050

### Luminous Intensity Polar Plot



— Vertical Plane Through 79-Deg Lateral    - - - Horizontal Cone Through 64-Deg Vertical

REPORT NUMBER: P140961

CATALOG NUMBER: EMM-E03-LED-E1-SL2-7050

**FLUX DISTRIBUTION:**

		Downward	Upward	Total
<b>House Side</b>	Lumens	2111.7	0.0	2111.7
	% Fixture	23.8	0.0	23.8
<b>Street Side</b>	Lumens	6747.4	0.0	6747.4
	% Fixture	76.2	0.0	76.2
<b>Total</b>	Lumens	8859.1	0.0	8859.1
	% Fixture	100.0	0.0	100.0

**Coefficient of Utilization**

**ZONAL LUMENS:**

Zone	Lumens	% Fixture
0°-10°	91.8	1.0
10°-20°	297.6	3.4
20°-30°	510.8	5.8
30°-40°	853.9	9.6
40°-50°	1462.8	16.5
50°-60°	1973.3	22.3
60°-70°	2496.1	28.2
70°-80°	996.0	11.2
80°-90°	176.7	2.0
90°-100°	0.0	0.0
100°-110°	0.0	0.0
110°-120°	0.0	0.0
120°-130°	0.0	0.0
130°-140°	0.0	0.0
140°-150°	0.0	0.0
150°-160°	0.0	0.0
160°-170°	0.0	0.0
170°-180°	0.0	0.0
0°-90°	8859.1	100.0
0°-180°	8859.1	100.0



REPORT NUMBER: P140961

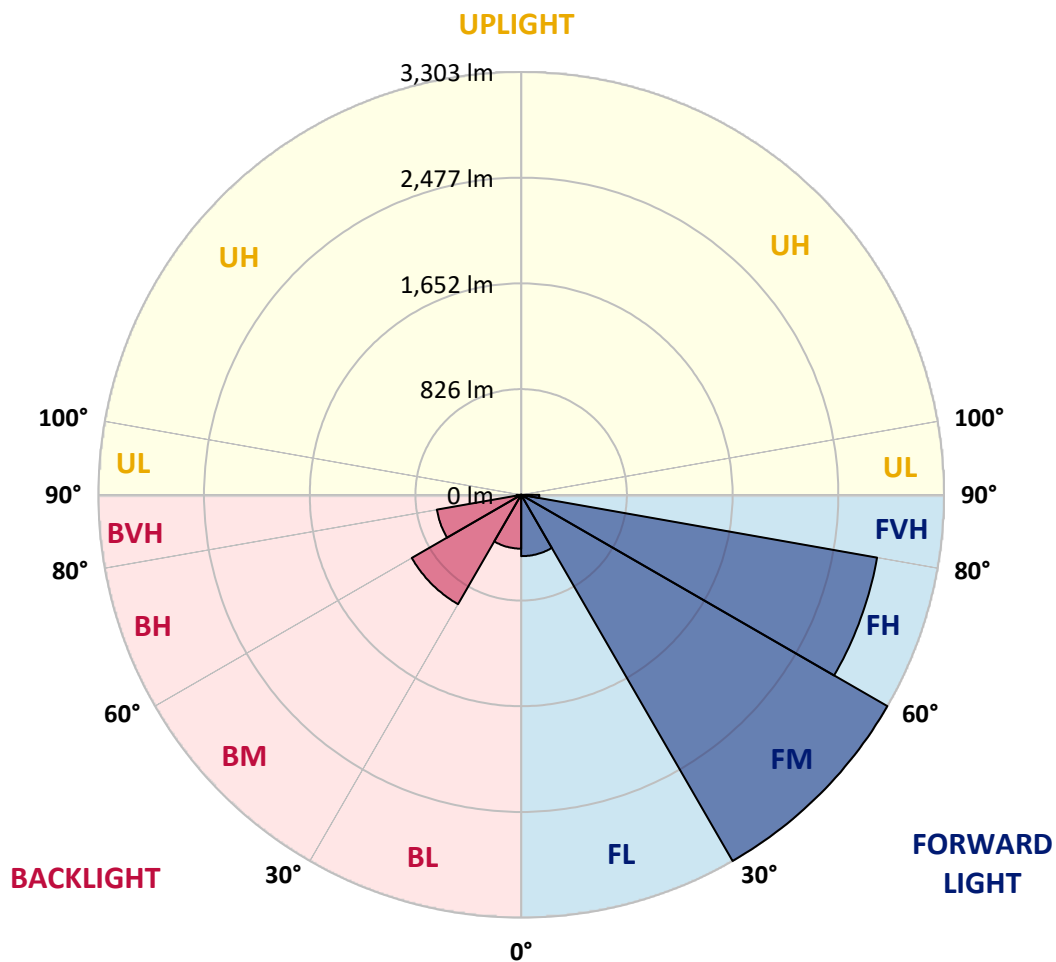
CATALOG NUMBER: EMM-E03-LED-E1-SL2-7050

**LUMINAIRE CLASSIFICATION SYSTEM LUMEN TABLE AND BUG RATING:**

Zone		Lumens	% Fixture	Zone Rating/Lumen Limit		
				B	U	G
FL	(0°-30°)	479.4	5.4			
FM	(30°-60°)	3303.3	37.3			
FH	(60°-80°)	2823.2	31.9			G2/5000
FVH	(80°-90°)	141.5	1.6			G2/225
BL	(0°-30°)	420.8	4.7	B1/500		
BM	(30°-60°)	986.8	11.1	B1/1000		
BH	(60°-80°)	668.9	7.6	B2/1000		G2/1000
BVH	(80°-90°)	35.2	0.4			G1/100
UL	(90°-100°)	0.0	0.0		U0/0	
UH	(100°-180°)	0.0	0.0		U0/0	

**BUG Rating: B2-U0-G2**

Type II Short





REPORT NUMBER: P140961

CATALOG NUMBER: EMM-E03-LED-E1-SL2-7050

**CANDELA DISTRIBUTION (FULL):**

	0°	5°	15°	25°	35°	45°	55°	60°	61°	62°	64°
0°	926.6	926.6	926.6	926.6	926.6	926.6	926.6	926.6	926.6	926.6	926.6
2.5°	922.5	923.5	922.5	925.5	927.6	930.7	930.7	930.7	930.7	930.7	930.7
5°	921.4	922.5	921.4	926.6	931.7	937.9	944.0	946.1	946.1	947.1	948.1
7.5°	930.7	931.7	930.7	936.8	944.0	954.3	965.6	971.7	972.7	973.8	975.8
10°	959.4	957.4	953.3	959.4	966.6	982.0	995.3	1005.6	1008.7	1009.7	1013.8
12.5°	997.4	996.3	989.2	986.1	990.2	1007.6	1032.3	1046.6	1049.7	1050.7	1054.8
15°	1026.1	1023.0	1016.9	1012.8	1019.9	1038.4	1071.3	1089.7	1095.9	1096.9	1104.1
17.5°	1044.6	1042.5	1032.3	1029.2	1040.5	1069.2	1110.2	1132.8	1136.9	1140.0	1148.2
20°	1075.4	1069.2	1053.8	1040.5	1049.7	1093.8	1142.1	1165.7	1171.8	1174.9	1182.1
22.5°	1116.4	1111.3	1092.8	1058.9	1058.9	1108.2	1170.8	1197.5	1202.6	1208.8	1217.0
25°	1187.2	1183.1	1147.2	1089.7	1075.4	1122.6	1197.5	1233.4	1238.5	1245.7	1258.0
27.5°	1260.1	1254.9	1214.9	1138.0	1104.1	1149.2	1236.5	1279.6	1286.7	1294.9	1309.3
30°	1353.4	1344.2	1304.2	1214.9	1160.5	1192.3	1298.0	1352.4	1360.6	1370.9	1390.4
32.5°	1562.8	1566.9	1494.0	1399.6	1304.2	1290.8	1393.5	1460.1	1472.5	1485.8	1512.5
35°	1903.4	1887.0	1860.3	1763.9	1658.2	1553.5	1579.2	1651.0	1664.3	1668.4	1679.7
37.5°	2121.0	2130.2	2151.7	2151.7	2072.7	2028.6	1955.8	1920.9	1923.9	1928.1	1918.8
40°	2242.0	2261.5	2335.4	2434.9	2506.8	2546.8	2534.5	2371.3	2351.8	2326.2	2244.1
42.5°	2329.3	2348.8	2475.0	2665.8	2844.4	2986.0	3064.0	2935.7	2921.3	2859.8	2761.2
45°	2382.6	2398.0	2549.9	2820.8	3090.6	3331.8	3545.2	3500.0	3495.9	3443.6	3314.3
47.5°	2372.4	2385.7	2543.7	2870.0	3224.0	3551.4	3881.8	3963.8	3967.9	3954.6	3875.6
50°	2220.5	2252.3	2409.3	2761.2	3150.1	3636.5	4099.3	4313.7	4319.9	4332.2	4301.4
52.5°	2085.0	2109.7	2250.2	2565.3	2938.8	3552.4	4229.6	4570.3	4622.6	4652.4	4709.8
55°	2029.6	2044.0	2151.7	2419.6	2764.3	3327.7	4273.7	4756.0	4849.4	4905.8	5037.2
57.5°	2019.4	2030.7	2113.8	2318.0	2648.4	3095.8	4259.4	5005.3	5153.1	5259.8	5514.3
60°	2088.1	2098.4	2156.9	2328.2	2568.3	2926.5	4128.0	5333.7	5541.0	5828.3	6238.7
62.5°	2139.4	2144.6	2216.4	2456.5	2656.6	2761.2	3793.5	5563.5	5931.9	6297.2	6907.7
64°	2064.5	2054.3	2125.1	2389.8	2793.1	2690.4	3483.6	5552.3	5984.2	6389.6	7050.4
65°	1954.7	1961.9	2025.5	2259.5	2769.5	2687.4	3280.5	5429.1	5877.5	6307.5	6983.7
67.5°	1518.6	1546.3	1563.8	1778.2	2268.7	2774.6	2746.9	4645.2	5095.6	5506.1	6305.4
70°	816.8	813.7	852.7	1022.0	1578.2	2354.9	2357.0	3274.3	3773.0	4283.0	5078.2
72.5°	300.6	316.0	346.8	466.9	819.9	1699.2	2160.0	2270.8	2493.4	2898.7	3751.4
75°	172.4	174.4	180.6	219.6	395.1	937.9	2007.1	2009.1	2025.5	2092.2	2556.0
77.5°	134.4	130.3	133.4	142.6	215.5	493.6	1610.0	1908.6	1906.5	1896.2	1964.0
80°	100.6	104.7	110.8	110.8	133.4	264.7	915.3	1698.2	1755.7	1798.8	1823.4
82.5°	81.1	84.1	99.5	99.5	97.5	149.8	432.0	1258.0	1438.6	1555.6	1737.2
85°	52.3	55.4	84.1	83.1	79.0	88.2	225.7	421.7	454.6	554.1	788.0
87.5°	14.4	17.4	39.0	33.9	41.0	32.8	84.1	128.3	158.0	178.5	224.7
90°	0.0	0.0	0.0	0.0	0.0	0.0	0.0	0.0	0.0	0.0	0.0



REPORT NUMBER: P140961

CATALOG NUMBER: EMM-E03-LED-E1-SL2-7050

**CANDELA DISTRIBUTION (continued):**

	65°	66°	67°	68°	69°	70°	71°	72°	73°	74°	75°
0°	926.6	926.6	926.6	926.6	926.6	926.6	926.6	926.6	926.6	926.6	926.6
2.5°	930.7	930.7	930.7	931.7	931.7	931.7	931.7	931.7	932.7	930.7	930.7
5°	949.1	948.1	949.1	949.1	952.2	951.2	952.2	952.2	951.2	953.3	953.3
7.5°	978.9	976.9	978.9	979.9	981.0	985.1	985.1	987.1	988.1	989.2	987.1
10°	1014.8	1017.9	1018.9	1018.9	1024.1	1026.1	1026.1	1029.2	1032.3	1034.3	1033.3
12.5°	1058.9	1061.0	1062.0	1068.2	1069.2	1072.3	1077.4	1080.5	1080.5	1085.6	1088.7
15°	1108.2	1110.2	1116.4	1118.5	1122.6	1127.7	1130.8	1133.8	1133.8	1143.1	1146.2
17.5°	1150.3	1154.4	1158.5	1161.6	1168.7	1173.9	1179.0	1182.1	1187.2	1191.3	1198.5
20°	1186.2	1191.3	1196.4	1202.6	1207.7	1212.9	1219.0	1223.1	1229.3	1235.4	1242.6
22.5°	1221.1	1227.2	1233.4	1238.5	1245.7	1250.8	1256.0	1263.1	1267.2	1273.4	1281.6
25°	1259.0	1269.3	1275.4	1282.6	1289.8	1297.0	1303.2	1309.3	1315.5	1323.7	1331.9
27.5°	1319.6	1324.7	1332.9	1337.0	1349.3	1357.5	1365.7	1366.8	1375.0	1390.4	1392.4
30°	1398.6	1407.8	1412.9	1427.3	1429.4	1432.4	1445.8	1455.0	1465.3	1477.6	1482.7
32.5°	1517.6	1525.8	1533.0	1537.1	1548.4	1566.9	1568.9	1577.1	1594.6	1597.6	1616.1
35°	1692.0	1694.1	1705.4	1711.5	1725.9	1736.2	1741.3	1748.5	1757.7	1779.3	1784.4
37.5°	1901.4	1918.8	1904.5	1890.1	1915.7	1912.7	1918.8	1910.6	1935.2	1936.3	1945.5
40°	2226.6	2219.5	2188.7	2155.8	2140.5	2131.2	2112.8	2108.6	2122.0	2115.8	2118.9
42.5°	2705.8	2638.1	2585.8	2546.8	2498.6	2446.2	2416.5	2371.3	2371.3	2358.0	2370.3
45°	3269.2	3193.2	3095.8	3003.4	2943.9	2875.1	2804.3	2757.1	2708.9	2673.0	2704.8
47.5°	3824.3	3773.0	3664.2	3579.1	3460.0	3357.4	3245.6	3148.1	3090.6	3048.6	3054.7
50°	4306.6	4259.4	4202.9	4088.0	3997.7	3893.0	3775.0	3646.8	3522.6	3472.3	3429.2
52.5°	4712.9	4696.5	4648.3	4594.9	4521.0	4409.2	4334.3	4212.2	4065.4	3959.7	3914.6
55°	5072.0	5100.8	5126.4	5115.1	5088.5	5074.1	4981.7	4898.6	4799.1	4768.3	4674.9
57.5°	5637.4	5720.5	5819.0	5873.4	5926.8	6048.9	6078.6	6046.8	6059.2	6050.9	6001.7
60°	6437.8	6638.9	6811.3	6948.8	7095.5	7238.1	7406.4	7517.2	7563.4	7742.0	7738.9
62.5°	7124.3	7392.1	7612.7	7777.9	7949.2	8078.5	8187.3	8298.1	8433.6	8562.8	8726.0
64°	7311.0	7521.4	7700.9	7848.7	7971.8	8077.5	8160.6	8262.2	8374.0	8541.3	8721.9
65°	7214.5	7451.6	7581.9	7715.3	7826.1	7908.2	7993.4	8085.7	8227.3	8359.7	8552.6
67.5°	6558.9	6738.4	6927.2	7051.4	7158.1	7206.3	7286.4	7363.3	7442.3	7575.7	7816.9
70°	5530.7	5731.8	6003.7	6120.7	6231.5	6249.0	6323.9	6381.3	6433.7	6611.2	6730.2
72.5°	4149.6	4539.5	4806.3	5011.5	5034.1	5121.3	5152.1	5175.7	5235.2	5268.0	5303.9
75°	2859.8	3210.7	3437.5	3515.4	3610.9	3564.7	3511.3	3323.6	3324.6	3165.5	2984.9
77.5°	2012.2	2066.6	2068.6	2069.7	1943.4	1869.6	1785.4	1677.7	1635.6	1551.5	1436.5
80°	1824.4	1818.3	1780.3	1734.1	1665.4	1566.9	1465.3	1394.5	1339.1	1276.5	1194.4
82.5°	1760.8	1775.2	1747.5	1708.5	1668.4	1571.0	1454.0	1343.2	1251.8	1152.3	1051.8
85°	857.8	882.5	962.5	1014.8	1027.1	966.6	883.5	782.9	686.5	577.7	527.4
87.5°	257.6	276.0	282.2	299.6	321.2	292.4	257.6	230.9	185.7	161.1	126.2
90°	0.0	0.0	0.0	0.0	0.0	0.0	0.0	0.0	0.0	0.0	0.0





REPORT NUMBER: P140961

CATALOG NUMBER: EMM-E03-LED-E1-SL2-7050

**CANDELA DISTRIBUTION (continued):**

	76°	77°	78°	79°	80°	81°	82°	83°	84°	85°	86°
0°	926.6	926.6	926.6	926.6	926.6	926.6	926.6	926.6	926.6	926.6	926.6
2.5°	930.7	931.7	931.7	930.7	931.7	931.7	932.7	931.7	931.7	931.7	930.7
5°	951.2	955.3	954.3	954.3	956.3	956.3	955.3	957.4	956.3	956.3	955.3
7.5°	990.2	990.2	993.3	994.3	992.2	992.2	994.3	995.3	997.4	998.4	998.4
10°	1035.3	1040.5	1040.5	1041.5	1042.5	1045.6	1046.6	1046.6	1048.7	1048.7	1050.7
12.5°	1090.8	1092.8	1094.9	1100.0	1101.0	1101.0	1106.1	1105.1	1105.1	1110.2	1111.3
15°	1150.3	1153.3	1158.5	1160.5	1162.6	1167.7	1170.8	1173.9	1172.8	1180.0	1182.1
17.5°	1202.6	1205.7	1211.8	1217.0	1220.0	1223.1	1225.2	1229.3	1235.4	1240.6	1241.6
20°	1244.7	1248.8	1256.0	1262.1	1267.2	1270.3	1278.5	1282.6	1284.7	1288.8	1293.9
22.5°	1285.7	1292.9	1300.1	1302.1	1313.4	1316.5	1322.6	1328.8	1332.9	1342.1	1345.2
25°	1337.0	1343.2	1352.4	1358.6	1365.7	1371.9	1378.1	1383.2	1392.4	1400.6	1404.7
27.5°	1404.7	1409.9	1417.1	1428.3	1434.5	1438.6	1449.9	1460.1	1464.3	1472.5	1479.6
30°	1494.0	1499.1	1509.4	1520.7	1525.8	1539.2	1547.4	1554.5	1562.8	1574.0	1584.3
32.5°	1624.3	1630.5	1639.7	1654.1	1654.1	1663.3	1680.8	1696.2	1702.3	1715.6	1722.8
35°	1795.7	1796.7	1807.0	1828.5	1834.7	1832.6	1849.0	1863.4	1867.5	1888.0	1901.4
37.5°	1961.9	1965.0	1977.3	1985.5	1996.8	2005.0	2016.3	2037.8	2037.8	2067.6	2079.9
40°	2134.3	2149.7	2151.7	2153.8	2172.3	2205.1	2216.4	2237.9	2257.4	2286.2	2299.5
42.5°	2384.7	2401.1	2420.6	2443.2	2470.9	2489.3	2510.9	2541.7	2549.9	2585.8	2595.0
45°	2727.4	2746.9	2799.2	2804.3	2853.6	2878.2	2914.1	2955.2	2965.4	2989.0	2976.7
47.5°	3069.1	3091.7	3149.1	3208.6	3253.8	3296.9	3307.1	3324.6	3340.0	3325.6	3329.7
50°	3447.7	3480.5	3534.9	3587.3	3621.1	3670.4	3670.4	3674.5	3660.1	3636.5	3598.6
52.5°	3891.0	3896.1	3931.0	3972.1	4002.8	4013.1	4013.1	3989.5	3954.6	3916.6	3842.8
55°	4630.8	4574.4	4584.6	4584.6	4562.1	4543.6	4529.2	4471.8	4403.0	4334.3	4266.5
57.5°	5963.7	6017.1	5858.0	5814.9	5817.0	5676.4	5619.0	5520.4	5446.6	5323.4	5219.8
60°	7865.1	7828.2	7775.8	7726.6	7730.7	7545.0	7414.6	7267.9	7139.6	6868.7	6753.8
62.5°	8871.7	9003.0	9078.0	9040.0	8952.8	8836.8	8623.4	8400.7	8175.0	7945.1	7738.9
64°	8908.6	9082.1	9229.8	9291.4	9250.3	9103.6	8886.1	8609.0	8340.2	8069.3	7819.9
65°	8730.1	8949.7	9140.5	9226.7	9228.8	9099.5	8882.0	8602.9	8315.6	8001.6	7742.0
67.5°	7989.3	8241.7	8429.5	8574.1	8698.3	8632.6	8481.8	8185.2	7913.3	7557.3	7273.0
70°	6878.0	7034.0	7245.3	7456.7	7556.2	7571.6	7515.2	7365.4	7047.3	6757.9	6391.6
72.5°	5300.9	5543.0	5418.9	5549.2	5632.3	5551.2	5561.5	5306.0	5203.4	4948.9	4691.4
75°	2807.4	2815.6	2762.3	2374.4	2326.2	2148.7	2345.7	1993.7	1873.7	1762.8	1620.2
77.5°	1302.1	1133.8	976.9	815.8	667.0	583.9	455.6	401.2	361.2	318.1	327.3
80°	1088.7	959.4	821.9	681.3	572.6	462.8	371.5	288.3	230.9	193.9	176.5
82.5°	963.5	849.6	754.2	668.0	590.0	482.3	396.1	305.8	235.0	177.5	137.5
85°	435.1	340.7	309.9	244.2	207.3	176.5	140.6	115.9	95.4	81.1	63.6
87.5°	101.6	69.8	59.5	56.4	49.3	46.2	39.0	41.0	33.9	26.7	27.7
90°	0.0	0.0	0.0	0.0	0.0	0.0	0.0	0.0	0.0	0.0	0.0



REPORT NUMBER: P140961

CATALOG NUMBER: EMM-E03-LED-E1-SL2-7050

**CANDELA DISTRIBUTION (continued):**

	87°	88°	89°	90°	95°	105°	115°	125°	135°	145°	155°
0°	926.6	926.6	926.6	926.6	926.6	926.6	926.6	926.6	926.6	926.6	926.6
2.5°	930.7	930.7	931.7	931.7	932.7	934.8	937.9	934.8	934.8	934.8	935.8
5°	957.4	958.4	957.4	957.4	959.4	962.5	963.5	957.4	954.3	951.2	947.1
7.5°	996.3	1000.5	999.4	999.4	1001.5	1001.5	999.4	990.2	981.0	966.6	954.3
10°	1050.7	1052.8	1052.8	1052.8	1055.9	1057.9	1048.7	1028.2	1003.5	977.9	955.3
12.5°	1115.4	1114.4	1117.4	1120.5	1118.5	1118.5	1101.0	1069.2	1029.2	987.1	948.1
15°	1183.1	1184.1	1184.1	1189.3	1190.3	1186.2	1158.5	1109.2	1047.7	984.0	921.4
17.5°	1246.7	1248.8	1249.8	1253.9	1259.0	1247.7	1207.7	1141.0	1050.7	955.3	871.2
20°	1300.1	1303.2	1306.2	1309.3	1314.4	1306.2	1252.9	1156.4	1034.3	909.1	812.7
22.5°	1348.3	1353.4	1355.5	1360.6	1368.8	1358.6	1293.9	1156.4	997.4	858.9	747.0
25°	1406.8	1412.9	1423.2	1425.3	1439.6	1428.3	1326.8	1148.2	955.3	795.2	676.2
27.5°	1483.7	1489.9	1499.1	1504.3	1521.7	1506.3	1351.4	1126.7	903.0	726.5	607.5
30°	1585.3	1591.5	1602.8	1607.9	1639.7	1588.4	1367.8	1093.8	842.4	646.4	528.4
32.5°	1726.9	1743.4	1742.3	1755.7	1784.4	1679.7	1375.0	1047.7	766.5	565.4	454.6
35°	1912.7	1923.9	1934.2	1952.7	1966.0	1777.2	1369.9	987.1	672.1	481.2	389.9
37.5°	2091.2	2110.7	2117.9	2130.2	2127.1	1842.9	1349.3	892.7	569.5	406.3	345.8
40°	2313.9	2325.2	2347.7	2359.0	2304.6	1905.5	1301.1	766.5	466.9	357.1	317.1
42.5°	2610.4	2624.8	2613.5	2610.4	2505.7	1940.4	1208.8	640.3	390.9	321.2	293.5
45°	2970.6	2976.7	2942.9	2920.3	2737.6	1937.3	1074.3	521.3	338.6	294.5	272.9
47.5°	3295.9	3283.5	3239.4	3205.6	2938.8	1865.5	906.1	429.9	310.9	272.9	256.5
50°	3564.7	3510.3	3463.1	3420.0	3099.9	1755.7	745.0	362.2	284.2	255.5	240.1
52.5°	3807.9	3734.0	3678.6	3605.7	3246.6	1611.0	616.7	316.0	257.6	238.1	222.7
55°	4168.0	4081.8	4011.0	3939.2	3506.2	1498.1	533.6	281.2	230.9	219.6	205.2
57.5°	5201.3	4970.5	4907.9	4843.2	4201.9	1473.5	485.3	253.4	210.4	202.1	192.9
60°	6614.3	6464.5	6363.9	6205.9	5357.3	1552.5	449.4	232.9	196.0	190.9	182.6
62.5°	7535.7	7355.1	7188.9	7027.8	6035.6	1550.4	405.3	219.6	187.8	186.8	174.4
64°	7594.2	7392.1	7206.3	7032.9	6057.1	1448.9	365.3	210.4	187.8	187.8	169.3
65°	7497.8	7294.6	7102.7	6922.1	5934.0	1370.9	338.6	206.2	190.9	189.8	166.2
67.5°	7006.2	6802.1	6586.6	6392.6	5412.7	1074.3	267.8	199.1	207.3	200.1	163.2
70°	6137.1	5905.2	5743.1	5603.6	4646.2	750.1	212.4	203.2	226.8	212.4	171.4
72.5°	4448.2	4259.4	4257.3	4099.3	3517.5	476.1	171.4	202.1	225.7	210.4	177.5
75°	1728.0	1481.7	1473.5	1528.9	1496.1	257.6	147.8	178.5	184.7	175.5	157.0
77.5°	295.5	290.4	287.3	302.7	333.5	142.6	135.4	151.9	137.5	124.2	130.3
80°	164.2	157.0	154.9	154.9	145.7	117.0	120.1	121.1	99.5	92.3	107.7
82.5°	113.9	105.7	101.6	98.5	95.4	104.7	106.7	95.4	71.8	70.8	100.6
85°	55.4	52.3	51.3	51.3	58.5	98.5	88.2	73.9	48.2	48.2	108.8
87.5°	23.6	23.6	20.5	20.5	31.8	62.6	40.0	30.8	19.5	22.6	44.1
90°	0.0	0.0	0.0	0.0	0.0	0.0	0.0	0.0	0.0	0.0	0.0



REPORT NUMBER: P140961  
 CATALOG NUMBER: EMM-E03-LED-E1-SL2-7050

**CANDELA DISTRIBUTION (continued):**

	165°	175°	180°
0°	926.6	926.6	926.6
2.5°	934.8	936.8	935.8
5°	942.0	942.0	939.9
7.5°	940.9	936.8	934.8
10°	934.8	923.5	922.5
12.5°	918.4	899.9	894.8
15°	871.2	846.5	840.4
17.5°	811.6	782.9	774.7
20°	743.9	711.1	699.8
22.5°	678.3	640.3	629.0
25°	606.4	568.5	562.3
27.5°	527.4	491.5	482.3
30°	454.6	423.8	416.6
32.5°	388.9	367.3	367.3
35°	345.8	327.3	327.3
37.5°	311.9	303.7	302.7
40°	289.4	282.2	281.2
42.5°	271.9	263.7	262.7
45°	253.4	245.2	245.2
47.5°	236.0	226.8	227.8
50°	218.6	211.4	211.4
52.5°	204.2	197.0	196.0
55°	190.9	183.7	182.6
57.5°	178.5	170.3	169.3
60°	166.2	158.0	156.0
62.5°	156.0	146.7	144.7
64°	149.8	140.6	138.5
65°	146.7	136.5	135.4
67.5°	143.7	130.3	129.3
70°	154.9	128.3	123.1
72.5°	156.0	125.2	119.0
75°	147.8	119.0	113.9
77.5°	130.3	108.8	102.6
80°	125.2	85.2	74.9
82.5°	114.9	69.8	58.5
85°	94.4	45.1	42.1
87.5°	54.4	29.8	21.5
90°	0.0	0.0	0.0

(END OF REPORT)